



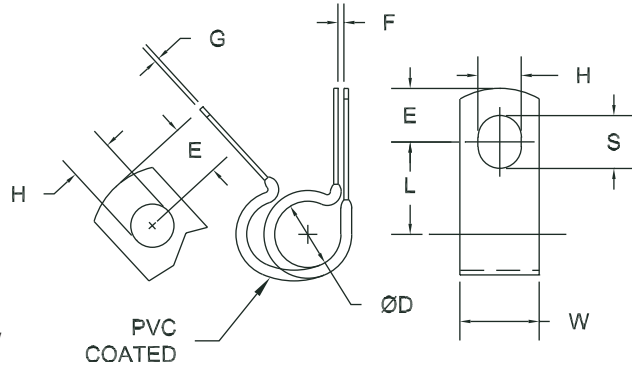
310 SERIES MEDIUM DUTY CLAMP — COATED

Clip Specifications

Diameter: 1/8" - 4"
Bolt Size: 1/4" - 1/2"
Position: Furnished Open
Coating: Black Vinyl Plastisol Coating Per SAE J200
 0.032" Thick ± .015"

Notes: Medium duty clip that can be slipped over a tube or wire and closed with a bolt at assembly, one round hole and one slot for ease of alignment, and a developed shape for proper closing.

Material Code: A - ASTM A653 CS Type B G90 Galvanized Steel
 B - ASTM A1008 CS Type B Low Carbon Steel Zinc Plate per ASTM B633 Fe/Zn 8 Type VI Yellow



Part Number Call Out

F313-008 A Clamp Coated, Galv, 1/2" Dia, 3/8" Bolt
 └── Material Code
 └── Base Part Number

Different sizes, materials, and/or finishes not shown can be manufactured to meet your specifications

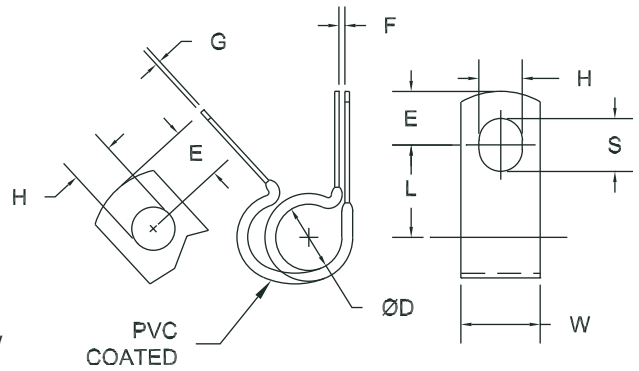
Base Part Number	D	H	L	W	E	F	G	S
	Clamping Diameter	Hole Diameter	Center to Center	Width	Hole/Slot Center to End	Gap	Material Thickness	Slot Length
	± .015	± .005	± .031	± .010	± .015	± .032	± .002	± .020
F311-002	0.125	0.281	0.468	0.500	0.312	0.031	0.032	0.375
F312-002	0.125	0.343	0.531	0.625	0.375	0.031	0.032	0.437
F313-002	0.125	0.406	0.593	0.750	0.437	0.031	0.032	0.500
F311-003	0.187	0.281	0.500	0.500	0.312	0.031	0.032	0.375
F312-003	0.187	0.343	0.562	0.625	0.375	0.031	0.032	0.437
F313-003	0.187	0.406	0.625	0.750	0.437	0.031	0.032	0.500
F311-004	0.250	0.281	0.531	0.500	0.312	0.031	0.032	0.375
F312-004	0.250	0.343	0.593	0.625	0.375	0.031	0.032	0.437
F313-004	0.250	0.406	0.656	0.750	0.437	0.031	0.032	0.500
F311-005	0.312	0.281	0.562	0.500	0.312	0.031	0.032	0.375
F312-005	0.312	0.343	0.625	0.625	0.375	0.031	0.032	0.437
F313-005	0.312	0.406	0.687	0.750	0.437	0.031	0.032	0.500
F311-006	0.375	0.281	0.593	0.500	0.312	0.062	0.032	0.375
F312-006	0.375	0.343	0.656	0.625	0.375	0.062	0.032	0.437
F313-006	0.375	0.406	0.718	0.750	0.437	0.062	0.032	0.500
F314-006	0.375	0.468	0.781	0.875	0.500	0.062	0.032	0.562
F311-007	0.437	0.281	0.625	0.500	0.312	0.062	0.048	0.375
F312-007	0.437	0.343	0.687	0.625	0.375	0.062	0.048	0.437
F313-007	0.437	0.406	0.750	0.750	0.437	0.062	0.048	0.500
F314-007	0.437	0.468	0.812	0.875	0.500	0.062	0.048	0.562
F315-007	0.437	0.531	0.875	1.000	0.562	0.062	0.048	0.625
F311-008	0.500	0.281	0.656	0.500	0.312	0.062	0.048	0.375
F312-008	0.500	0.343	0.718	0.625	0.375	0.062	0.048	0.437
F313-008	0.500	0.406	0.781	0.750	0.437	0.062	0.048	0.500
F314-008	0.500	0.468	0.843	0.875	0.500	0.062	0.048	0.562
F315-008	0.500	0.531	0.906	1.000	0.562	0.062	0.048	0.625



Clip Specifications

Diameter: 1/8" - 4"
Bolt Size: 1/4" - 1/2"
Position: Furnished Open
Coating: Black Vinyl Plastisol Coating Per SAE J200
 0.032" Thick ± .015"
Notes: Medium duty clip that can be slipped over a tube or wire and closed with a bolt at assembly, one round hole and one slot for ease of alignment, and a developed shape for proper closing.

Material Code: A - ASTM A653 CS Type B G90 Galvanized Steel
 B - ASTM A1008 CS Type B Low Carbon Steel Zinc Plate per ASTM B633 Fe/Zn 8 Type VI Yellow



Part Number Call Out

F313-008 A Clamp Coated, Galv, 1/2" Dia, 3/8" Bolt
 └───┬─── Material Code
 └───┬─── Base Part Number

Different sizes, materials, and/or finishes not shown can be manufactured to meet your specifications

Base Part Number	D	H	L	W	E	F	G	S
	Clamping Diameter	Hole Diameter	Center to Center	Width	Hole/Slot Center to End	Gap	Material Thickness	Slot Length
	± .015	± .005	± .031	± .010	± .015	± .032	± .002	± .020
F311-009	0.562	0.281	0.687	0.500	0.312	0.062	0.048	0.375
F312-009	0.562	0.343	0.750	0.625	0.375	0.062	0.048	0.437
F313-009	0.562	0.406	0.812	0.750	0.437	0.062	0.048	0.500
F314-009	0.562	0.468	0.875	0.875	0.500	0.062	0.048	0.562
F315-009	0.562	0.531	0.937	1.000	0.562	0.062	0.048	0.625
F311-010	0.625	0.281	0.718	0.500	0.312	0.062	0.048	0.375
F312-010	0.625	0.343	0.781	0.625	0.375	0.062	0.048	0.437
F313-010	0.625	0.406	0.843	0.750	0.437	0.062	0.048	0.500
F314-010	0.625	0.468	0.906	0.875	0.500	0.062	0.048	0.562
F315-010	0.625	0.531	0.968	1.000	0.562	0.062	0.048	0.625
F311-011	0.687	0.281	0.750	0.500	0.312	0.062	0.048	0.375
F312-011	0.687	0.343	0.812	0.625	0.375	0.062	0.048	0.437
F313-011	0.687	0.406	0.875	0.750	0.437	0.062	0.048	0.500
F314-011	0.687	0.468	0.937	0.875	0.500	0.062	0.048	0.562
F315-011	0.687	0.531	1.000	1.000	0.562	0.062	0.048	0.625
F311-012	0.750	0.281	0.781	0.500	0.312	0.062	0.048	0.375
F312-012	0.750	0.343	0.843	0.625	0.375	0.062	0.048	0.437
F313-012	0.750	0.406	0.906	0.750	0.437	0.062	0.048	0.500
F314-012	0.750	0.468	0.968	0.875	0.500	0.062	0.048	0.562
F315-012	0.750	0.531	1.031	1.000	0.562	0.062	0.048	0.625
F311-013	0.812	0.281	0.812	0.500	0.312	0.062	0.048	0.375
F312-013	0.812	0.343	0.875	0.625	0.375	0.062	0.048	0.437
F313-013	0.812	0.406	0.937	0.750	0.437	0.062	0.048	0.500
F314-013	0.812	0.468	1.000	0.875	0.500	0.062	0.048	0.562
F315-013	0.812	0.531	1.062	1.000	0.562	0.062	0.048	0.625
F311-014	0.875	0.281	0.843	0.500	0.312	0.062	0.048	0.375
F312-014	0.875	0.343	0.906	0.625	0.375	0.062	0.048	0.437
F313-014	0.875	0.406	0.968	0.750	0.437	0.062	0.048	0.500
F314-014	0.875	0.468	1.031	0.875	0.500	0.062	0.048	0.562
F315-014	0.875	0.531	1.093	1.000	0.562	0.062	0.048	0.625



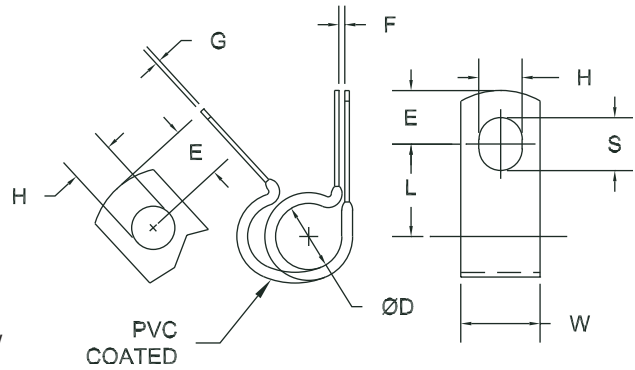
310 SERIES MEDIUM DUTY CLAMP — COATED

Clip Specifications

Diameter: 1/8" - 4"
Bolt Size: 1/4" - 1/2"
Position: Furnished Open
Coating: Black Vinyl Plastisol Coating Per SAE J200
 0.032" Thick ± .015"

Notes: Medium duty clip that can be slipped over a tube or wire and closed with a bolt at assembly, one round hole and one slot for ease of alignment, and a developed shape for proper closing.

Material Code: A - ASTM A653 CS Type B G90 Galvanized Steel
 B - ASTM A1008 CS Type B Low Carbon Steel Zinc Plate per ASTM B633 Fe/Zn 8 Type VI Yellow



Part Number Call Out

F313-008 A Clamp Coated, Galv, 1/2" Dia, 3/8" Bolt
 — Material Code
 — Base Part Number

Different sizes, materials, and/or finishes not shown can be manufactured to meet your specifications

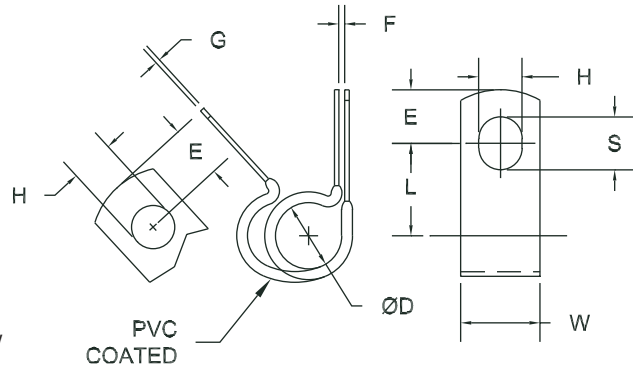
Base Part Number	D	H	L	W	E	F	G	S
	Clamping Diameter	Hole Diameter	Center to Center	Width	Hole/Slot Center to End	Gap	Material Thickness	Slot Length
	± .015	± .005	± .031	± .010	± .015	± .032	± .002	± .020
F311-015	0.937	0.281	0.875	0.500	0.312	0.062	0.048	0.375
F312-015	0.937	0.343	0.937	0.625	0.375	0.062	0.048	0.437
F313-015	0.937	0.406	1.000	0.750	0.437	0.062	0.048	0.500
F314-015	0.937	0.468	1.062	0.875	0.500	0.062	0.048	0.562
F315-015	0.937	0.531	1.125	1.000	0.562	0.062	0.048	0.625
F311-016	1.000	0.281	0.906	0.500	0.312	0.062	0.048	0.375
F312-016	1.000	0.343	0.968	0.625	0.375	0.062	0.048	0.437
F313-016	1.000	0.406	1.031	0.750	0.437	0.062	0.048	0.500
F314-016	1.000	0.468	1.093	0.875	0.500	0.062	0.048	0.562
F315-016	1.000	0.531	1.156	1.000	0.562	0.062	0.048	0.625
F311-017	1.062	0.281	0.937	0.500	0.312	0.062	0.048	0.375
F312-017	1.062	0.343	1.000	0.625	0.375	0.062	0.048	0.437
F313-017	1.062	0.406	1.062	0.750	0.437	0.062	0.048	0.500
F314-017	1.062	0.468	1.125	0.875	0.500	0.062	0.048	0.562
F315-017	1.062	0.531	1.187	1.000	0.562	0.062	0.048	0.625
F311-018	1.125	0.281	0.968	0.500	0.312	0.062	0.048	0.375
F312-018	1.125	0.343	1.031	0.625	0.375	0.062	0.048	0.437
F313-018	1.125	0.406	1.093	0.750	0.437	0.062	0.048	0.500
F314-018	1.125	0.468	1.156	0.875	0.500	0.062	0.048	0.562
F315-018	1.125	0.531	1.218	1.000	0.562	0.062	0.048	0.625
F311-019	1.187	0.281	1.000	0.500	0.312	0.062	0.048	0.375
F312-019	1.187	0.343	1.062	0.625	0.375	0.062	0.048	0.437
F313-019	1.187	0.406	1.125	0.750	0.437	0.062	0.048	0.500
F314-019	1.187	0.468	1.187	0.875	0.500	0.062	0.048	0.562
F315-019	1.187	0.531	1.250	1.000	0.562	0.062	0.048	0.625
F311-020	1.250	0.281	1.031	0.500	0.312	0.062	0.048	0.375
F312-020	1.250	0.343	1.093	0.625	0.375	0.062	0.048	0.437
F313-020	1.250	0.406	1.156	0.750	0.437	0.062	0.048	0.500
F314-020	1.250	0.468	1.218	0.875	0.500	0.062	0.048	0.562
F315-020	1.250	0.531	1.281	1.000	0.562	0.062	0.048	0.625



Clip Specifications

Diameter: 1/8" - 4"
Bolt Size: 1/4" - 1/2"
Position: Furnished Open
Coating: Black Vinyl Plastisol Coating Per SAE J200
 0.032" Thick ± .015"
Notes: Medium duty clip that can be slipped over a tube or wire and closed with a bolt at assembly, one round hole and one slot for ease of alignment, and a developed shape for proper closing.

Material Code: A - ASTM A653 CS Type B G90 Galvanized Steel
 B - ASTM A1008 CS Type B Low Carbon Steel Zinc Plate per ASTM B633 Fe/Zn 8 Type VI Yellow



Part Number Call Out

F313-008 A Clamp Coated, Galv, 1/2" Dia, 3/8" Bolt
 — Material Code
 — Base Part Number

Different sizes, materials, and/or finishes not shown can be manufactured to meet your specifications

Base Part Number	D	H	L	W	E	F	G	S
	Clamping Diameter	Hole Diameter	Center to Center	Width	Hole/Slot Center to End	Gap	Material Thickness	Slot Length
	± .015	± .005	± .031	± .010	± .015	± .032	± .002	± .020
F311-021	1.312	0.281	1.062	0.500	0.312	0.062	0.048	0.375
F312-021	1.312	0.343	1.125	0.625	0.375	0.062	0.048	0.437
F313-021	1.312	0.406	1.187	0.750	0.437	0.062	0.048	0.500
F314-021	1.312	0.468	1.250	0.875	0.500	0.062	0.048	0.562
F315-021	1.312	0.531	1.312	1.000	0.562	0.062	0.048	0.625
F311-022	1.375	0.281	1.093	0.500	0.312	0.062	0.048	0.375
F312-022	1.375	0.343	1.156	0.625	0.375	0.062	0.048	0.437
F313-022	1.375	0.406	1.218	0.750	0.437	0.062	0.048	0.500
F314-022	1.375	0.468	1.281	0.875	0.500	0.062	0.048	0.562
F315-022	1.375	0.531	1.343	1.000	0.562	0.062	0.048	0.625
F311-023	1.437	0.281	1.125	0.500	0.312	0.062	0.048	0.375
F312-023	1.437	0.343	1.187	0.625	0.375	0.062	0.048	0.437
F313-023	1.437	0.406	1.250	0.750	0.437	0.062	0.048	0.500
F314-023	1.437	0.468	1.312	0.875	0.500	0.062	0.048	0.562
F315-023	1.437	0.531	1.375	1.000	0.562	0.062	0.048	0.625
F311-024	1.500	0.281	1.156	0.500	0.312	0.062	0.048	0.375
F312-024	1.500	0.343	1.218	0.625	0.375	0.062	0.048	0.437
F313-024	1.500	0.406	1.281	0.750	0.437	0.062	0.048	0.500
F314-024	1.500	0.468	1.343	0.875	0.500	0.062	0.048	0.562
F315-024	1.500	0.531	1.406	1.000	0.562	0.062	0.048	0.625
F311-025	1.562	0.281	1.187	0.500	0.312	0.062	0.048	0.375
F312-025	1.562	0.343	1.250	0.625	0.375	0.062	0.048	0.437
F313-025	1.562	0.406	1.312	0.750	0.437	0.062	0.048	0.500
F314-025	1.562	0.468	1.375	0.875	0.500	0.062	0.048	0.562
F315-025	1.562	0.531	1.437	1.000	0.562	0.062	0.048	0.625
F311-026	1.625	0.281	1.218	0.500	0.312	0.062	0.048	0.375
F312-026	1.625	0.343	1.281	0.625	0.375	0.062	0.048	0.437
F313-026	1.625	0.406	1.343	0.750	0.437	0.062	0.048	0.500
F314-026	1.625	0.468	1.406	0.875	0.500	0.062	0.048	0.562
F315-026	1.625	0.531	1.468	1.000	0.562	0.062	0.048	0.625

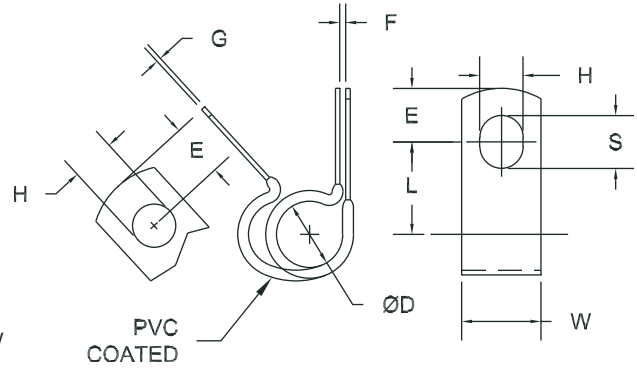


Clip Specifications

Diameter: 1/8" - 4"
Bolt Size: 1/4" - 1/2"
Position: Furnished Open
Coating: Black Vinyl Plastisol Coating Per SAE J200
 0.032" Thick ± .015"

Notes: Medium duty clip that can be slipped over a tube or wire and closed with a bolt at assembly, one round hole and one slot for ease of alignment, and a developed shape for proper closing.

Material Code: A - ASTM A653 CS Type B G90 Galvanized Steel
 B - ASTM A1008 CS Type B Low Carbon Steel Zinc Plate per ASTM B633 Fe/Zn 8 Type VI Yellow



Part Number Call Out

F313-008 A Clamp Coated, Galv, 1/2" Dia, 3/8" Bolt
 ———— Material Code
 ———— Base Part Number

Different sizes, materials, and/or finishes not shown can be manufactured to meet your specifications

Base Part Number	D	H	L	W	E	F	G	S
	Clamping Diameter	Hole Diameter	Center to Center	Width	Hole/Slot Center to End	Gap	Material Thickness	Slot Length
	± .015	± .005	± .031	± .010	± .015	± .032	± .002	± .020
F311-027	1.687	0.281	1.250	0.500	0.312	0.062	0.048	0.375
F312-027	1.687	0.343	1.312	0.625	0.375	0.062	0.048	0.437
F313-027	1.687	0.406	1.375	0.750	0.437	0.062	0.048	0.500
F314-027	1.687	0.468	1.437	0.875	0.500	0.062	0.048	0.562
F315-027	1.687	0.531	1.500	1.000	0.562	0.062	0.048	0.625
F311-028	1.750	0.281	1.281	0.500	0.312	0.062	0.048	0.375
F312-028	1.750	0.343	1.343	0.625	0.375	0.062	0.048	0.437
F313-028	1.750	0.406	1.406	0.750	0.437	0.062	0.048	0.500
F314-028	1.750	0.468	1.468	0.875	0.500	0.062	0.048	0.562
F315-028	1.750	0.531	1.531	1.000	0.562	0.062	0.048	0.625
F311-029	1.812	0.281	1.312	0.500	0.312	0.062	0.048	0.375
F312-029	1.812	0.343	1.375	0.625	0.375	0.062	0.048	0.437
F313-029	1.812	0.406	1.437	0.750	0.437	0.062	0.048	0.500
F314-029	1.812	0.468	1.500	0.875	0.500	0.062	0.048	0.562
F315-029	1.812	0.531	1.562	1.000	0.562	0.062	0.048	0.625
F311-030	1.875	0.281	1.343	0.500	0.312	0.062	0.048	0.375
F312-030	1.875	0.343	1.406	0.625	0.375	0.062	0.048	0.437
F313-030	1.875	0.406	1.468	0.750	0.437	0.062	0.048	0.500
F314-030	1.875	0.468	1.531	0.875	0.500	0.062	0.048	0.562
F315-030	1.875	0.531	1.593	1.000	0.562	0.062	0.048	0.625
F311-031	1.937	0.281	1.375	0.500	0.312	0.062	0.048	0.375
F312-031	1.937	0.343	1.437	0.625	0.375	0.062	0.048	0.437
F313-031	1.937	0.406	1.500	0.750	0.437	0.062	0.048	0.500
F314-031	1.937	0.468	1.562	0.875	0.500	0.062	0.048	0.562
F315-031	1.937	0.531	1.625	1.000	0.562	0.062	0.048	0.625
F311-032	2.000	0.281	1.437	0.500	0.312	0.062	0.048	0.375
F312-032	2.000	0.343	1.500	0.625	0.375	0.062	0.048	0.437
F313-032	2.000	0.406	1.562	0.750	0.437	0.062	0.048	0.500
F314-032	2.000	0.468	1.625	0.875	0.500	0.062	0.048	0.562
F315-032	2.000	0.531	1.687	1.000	0.562	0.062	0.048	0.625

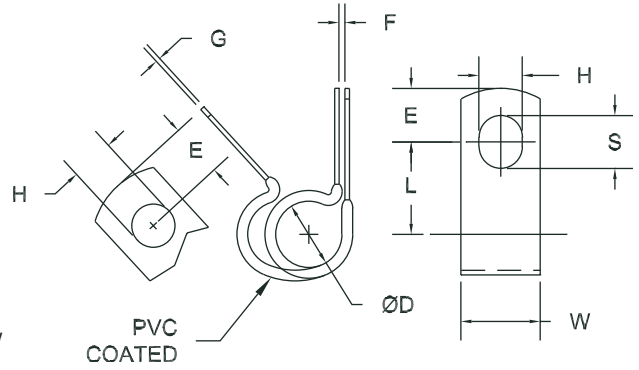


Clip Specifications

Diameter: 1/8" - 4"
Bolt Size: 1/4" - 1/2"
Position: Furnished Open
Coating: Black Vinyl Plastisol Coating Per SAE J200
 0.032" Thick ± .015"

Notes: Medium duty clip that can be slipped over a tube or wire and closed with a bolt at assembly, one round hole and one slot for ease of alignment, and a developed shape for proper closing.

Material Code: A - ASTM A653 CS Type B G90 Galvanized Steel
 B - ASTM A1008 CS Type B Low Carbon Steel Zinc Plate per ASTM B633 Fe/Zn 8 Type VI Yellow



Part Number Call Out

F313-008 A Clamp Coated, Galv, 1/2" Dia, 3/8" Bolt
 └───┬─── Material Code
 └───┬─── Base Part Number

Different sizes, materials, and/or finishes not shown can be manufactured to meet your specifications

Base Part Number	D	H	L	W	E	F	G	S
	Clamping Diameter	Hole Diameter	Center to Center	Width	Hole/Slot Center to End	Gap	Material Thickness	Slot Length
	± .015	± .005	± .031	± .010	± .015	± .032	± .002	± .020
F311-033	2.062	0.281	1.468	0.500	0.312	0.062	0.048	0.375
F312-033	2.062	0.343	1.531	0.625	0.375	0.062	0.048	0.437
F313-033	2.062	0.406	1.593	0.750	0.437	0.062	0.048	0.500
F314-033	2.062	0.468	1.656	0.875	0.500	0.062	0.048	0.562
F315-033	2.062	0.531	1.718	1.000	0.562	0.062	0.048	0.625
F311-034	2.125	0.281	1.500	0.500	0.312	0.062	0.048	0.375
F312-034	2.125	0.343	1.562	0.625	0.375	0.062	0.048	0.437
F313-034	2.125	0.406	1.625	0.750	0.437	0.062	0.048	0.500
F314-034	2.125	0.468	1.688	0.875	0.500	0.062	0.048	0.562
F315-034	2.125	0.531	1.750	1.000	0.562	0.062	0.048	0.625
F311-035	2.187	0.281	1.531	0.500	0.312	0.062	0.048	0.375
F312-035	2.187	0.343	1.593	0.625	0.375	0.062	0.048	0.437
F313-035	2.187	0.406	1.656	0.750	0.437	0.062	0.048	0.500
F314-035	2.187	0.468	1.718	0.875	0.500	0.062	0.048	0.562
F315-035	2.187	0.531	1.781	1.000	0.562	0.062	0.048	0.625
F311-036	2.250	0.281	1.562	0.500	0.312	0.062	0.048	0.375
F312-036	2.250	0.343	1.625	0.625	0.375	0.062	0.048	0.437
F313-036	2.250	0.406	1.687	0.750	0.437	0.062	0.048	0.500
F314-036	2.250	0.468	1.750	0.875	0.500	0.062	0.048	0.562
F315-036	2.250	0.531	1.812	1.000	0.562	0.062	0.048	0.625
F311-038	2.375	0.281	1.625	0.500	0.312	0.062	0.048	0.375
F312-038	2.375	0.343	1.687	0.625	0.375	0.062	0.048	0.437
F313-038	2.375	0.406	1.750	0.750	0.437	0.062	0.048	0.500
F314-038	2.375	0.468	1.812	0.875	0.500	0.062	0.048	0.562
F315-038	2.375	0.531	1.875	1.000	0.562	0.062	0.048	0.625
F311-040	2.500	0.281	1.687	0.500	0.312	0.062	0.048	0.375
F312-040	2.500	0.343	1.750	0.625	0.375	0.062	0.048	0.437
F313-040	2.500	0.406	1.812	0.750	0.437	0.062	0.048	0.500
F314-040	2.500	0.468	1.875	0.875	0.500	0.062	0.048	0.562
F315-040	2.500	0.531	1.937	1.000	0.562	0.062	0.048	0.625

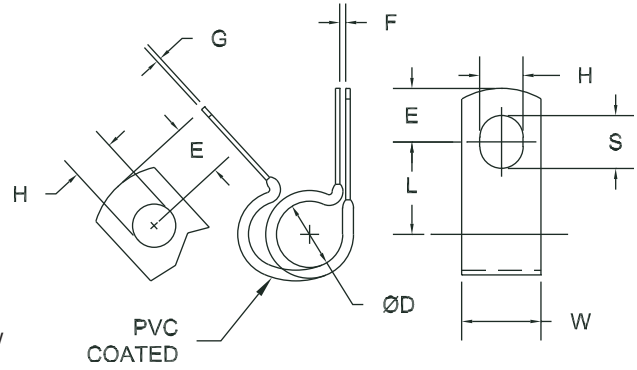


Clip Specifications

Diameter: 1/8" - 4"
Bolt Size: 1/4" - 1/2"
Position: Furnished Open
Coating: Black Vinyl Plastisol Coating Per SAE J200
 0.032" Thick ± .015"

Notes: Medium duty clip that can be slipped over a tube or wire and closed with a bolt at assembly, one round hole and one slot for ease of alignment, and a developed shape for proper closing.

Material Code: A - ASTM A653 CS Type B G90 Galvanized Steel
 B - ASTM A1008 CS Type B Low Carbon Steel Zinc Plate per ASTM B633 Fe/Zn 8 Type VI Yellow



Part Number Call Out

F313-008 A Clamp Coated, Galv, 1/2" Dia, 3/8" Bolt
 └───┬───┬───
 ├─── Material Code
 └─── Base Part Number

Different sizes, materials, and/or finishes not shown can be manufactured to meet your specifications

Base Part Number	D	H	L	W	E	F	G	S
	Clamping Diameter	Hole Diameter	Center to Center	Width	Hole/Slot Center to End	Gap	Material Thickness	Slot Length
	± .015	± .005	± .031	± .010	± .015	± .032	± .002	± .020
F311-042	2.625	0.281	1.750	0.500	0.312	0.062	0.048	0.375
F312-042	2.625	0.343	1.812	0.625	0.375	0.062	0.048	0.437
F313-042	2.625	0.406	1.875	0.750	0.437	0.062	0.048	0.500
F314-042	2.625	0.468	1.937	0.875	0.500	0.062	0.048	0.562
F315-042	2.625	0.531	2.000	1.000	0.562	0.062	0.048	0.625
F311-044	2.750	0.281	1.812	0.500	0.312	0.062	0.048	0.375
F312-044	2.750	0.343	1.875	0.625	0.375	0.062	0.048	0.437
F313-044	2.750	0.406	1.937	0.750	0.437	0.062	0.048	0.500
F314-044	2.750	0.468	2.000	0.875	0.500	0.062	0.048	0.562
F315-044	2.750	0.531	2.062	1.000	0.562	0.062	0.048	0.625
F311-046	2.875	0.281	1.875	0.500	0.312	0.062	0.048	0.375
F312-046	2.875	0.343	1.937	0.625	0.375	0.062	0.048	0.437
F313-046	2.875	0.406	2.000	0.750	0.437	0.062	0.048	0.500
F314-046	2.875	0.468	2.062	0.875	0.500	0.062	0.048	0.562
F315-046	2.875	0.531	2.125	1.000	0.562	0.062	0.048	0.625
F311-048	3.000	0.281	1.937	0.500	0.312	0.062	0.048	0.375
F312-048	3.000	0.343	2.000	0.625	0.375	0.062	0.048	0.437
F313-048	3.000	0.406	2.062	0.750	0.437	0.062	0.048	0.500
F314-048	3.000	0.468	2.125	0.875	0.500	0.062	0.048	0.562
F315-048	3.000	0.531	2.187	1.000	0.562	0.062	0.048	0.625
F311-052	3.250	0.281	2.062	0.500	0.312	0.062	0.048	0.375
F312-052	3.250	0.343	2.125	0.625	0.375	0.062	0.048	0.437
F313-052	3.250	0.406	2.187	0.750	0.437	0.062	0.048	0.500
F314-052	3.250	0.468	2.250	0.875	0.500	0.062	0.048	0.562
F315-052	3.250	0.531	2.312	1.000	0.562	0.062	0.048	0.625
F311-056	3.500	0.281	2.187	0.500	0.312	0.062	0.048	0.375
F312-056	3.500	0.343	2.250	0.625	0.375	0.062	0.048	0.437
F313-056	3.500	0.406	2.312	0.750	0.437	0.062	0.048	0.500
F314-056	3.500	0.468	2.375	0.875	0.500	0.062	0.048	0.562
F315-056	3.500	0.531	2.437	1.000	0.562	0.062	0.048	0.625

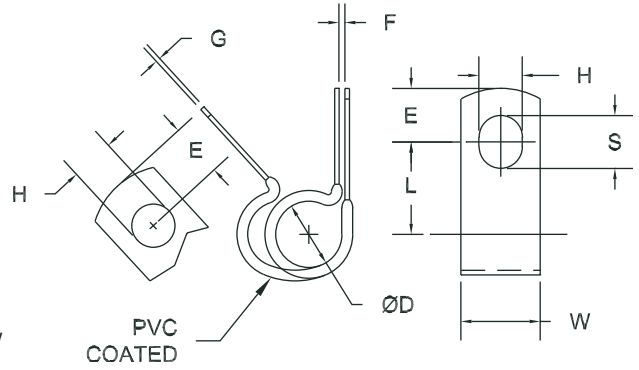


Clip Specifications

Diameter: 1/8" - 4"
Bolt Size: 1/4" - 1/2"
Position: Furnished Open
Coating: Black Vinyl Plastisol Coating Per SAE J200
 0.032" Thick ± .015"

Notes: Medium duty clip that can be slipped over a tube or wire and closed with a bolt at assembly, one round hole and one slot for ease of alignment, and a developed shape for proper closing.

Material Code: A - ASTM A653 CS Type B G90 Galvanized Steel
 B - ASTM A1008 CS Type B Low Carbon Steel Zinc Plate per ASTM B633 Fe/Zn 8 Type VI Yellow



Part Number Call Out

F313-008 A Clamp Coated, Galv, 1/2" Dia, 3/8" Bolt
 └───┬─── Material Code
 └───┬─── Base Part Number

Different sizes, materials, and/or finishes not shown can be manufactured to meet your specifications

Base Part Number	D	H	L	W	E	F	G	S
	Clamping Diameter	Hole Diameter	Center to Center	Width	Hole/Slot Center to End	Gap	Material Thickness	Slot Length
	± .015	± .005	± .031	± .010	± .015	± .032	± .002	± .020
F311-060	3.750	0.281	2.312	0.500	0.312	0.062	0.048	0.375
F312-060	3.750	0.343	2.375	0.625	0.375	0.062	0.048	0.437
F313-060	3.750	0.406	2.437	0.750	0.437	0.062	0.048	0.500
F314-060	3.750	0.468	2.500	0.875	0.500	0.062	0.048	0.562
F315-060	3.750	0.531	2.562	1.000	0.562	0.062	0.048	0.625
F311-064	4.000	0.281	2.437	0.500	0.312	0.062	0.048	0.375
F312-064	4.000	0.343	2.500	0.625	0.375	0.062	0.048	0.437
F313-064	4.000	0.406	2.562	0.750	0.437	0.062	0.048	0.500
F314-064	4.000	0.468	2.625	0.875	0.500	0.062	0.048	0.562
F315-064	4.000	0.531	2.687	1.000	0.562	0.062	0.048	0.625



Warranty Disclaimer

The parts described herein are manufactured as set forth in the specifications listed for each part. Although we have taken reasonable efforts to include accurate and up to date information in this catalog, we make no warranty or representations as to its accuracy. We assume no liability or responsibility for any errors or omissions in the content of the catalog.

Every part listed in the catalog is provided to you "AS IS" WITHOUT WARRANTY OF ANY KIND, EITHER EXPRESS OR IMPLIED, INCLUDING, BUT NOT LIMITED TO, THE IMPLIED WARRANTIES OF MERCHANTABILITY, FITNESS FOR A PARTICULAR PURPOSE, OR NON-INFRINGEMENT.

THIS DISCLAIMER OF LIABILITY APPLIES TO ANY DAMAGES OR INJURY CAUSED BY ANY FAILURE OF PERFORMANCE, ERROR, OMISSION, INTERRUPTION, DELETION, DELAY IN OPERATION OR TRANSMISSION, COMMUNICATION LINE FAILURE, THEFT OR DESTRUCTION OR UNAUTHORIZED ACCESS TO, ALTERATION OF, OR USE OF RECORD, WHETHER FOR BREACH OF CONTRACT, TORTIOUS BEHAVIOR, NEGLIGENCE, OR UNDER ANY OTHER CAUSE OF ACTION. YOU ALSO SPECIFICALLY ACKNOWLEDGE AND AGREE THAT WE ARE NOT LIABLE FOR THE DEFAMATORY, OFFENSIVE OR ILLEGAL CONDUCT OF OTHER PERSONS AND THAT THE RISK OF INJURY FROM THE FOREGOING RESTS ENTIRELY WITH YOU.



**FRANKLIN
FASTENER**

12701 Beech Daly Road
Redford, MI 48239-2456
U.S.A.

TEL 313-537-8900

FAX 313-537-0286

www.franklinfastener.com

© 2017 Franklin Fastener, Inc.
All Rights Reserved.
Produced in U.S.A.

To Order E-Mail sales@franklinfastener.com