

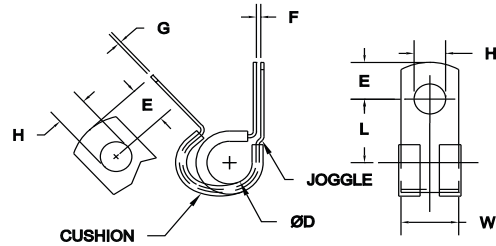


Clip Specifications

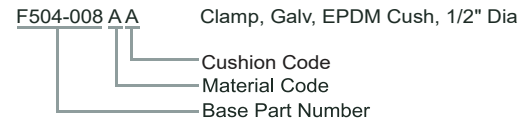
Diameter: 1/4" - 4"
Bolt Size: 1/4"
Position: Furnished Open
Notes: Medium duty clip that can be slipped over a tube or wire and closed with a bolt at assembly, one round hole and one slot for ease of alignment, and a developed shape for proper closing.

Material Code: A - ASTM A653 CS Type B G90 Galvanized Steel
 B - ASTM A1008 CS Type B Low Carbon Steel Zinc Plate per ASTM B633 Fe/Zn 8 Type VI Yellow
 C - SAE 301/304 Stainless Steel
 D - SAE 5052-H32 Aluminium
 E - SAE 316 Stainless Steel

Cushion Code: A - EPDM Per SAE J200 Color: Black
 B - Neoprene Per AMS 3209 Color: Black
 C - Silicone Per AMS 3303 Color: Red/Orange



Part Number Call Out



Different sizes, materials and/or finishes not shown can be manufactured to your specifications

Base Part Number	D	H	L	W	E	F	G
	Clamping Diameter	Hole Diameter	Center to Center	Width	Hole/Slot Center to End	Gap	Material Thickness
	± .015	± .005	± .031	± .010	± .015	± .032	± .002
F504-004	0.250	0.265	0.530	0.500	0.218	0.125	0.032
F504-005	0.313	0.265	0.561	0.500	0.218	0.125	0.032
F504-006	0.375	0.265	0.593	0.500	0.218	0.125	0.032
F504-007	0.438	0.265	0.624	0.500	0.218	0.125	0.032
F504-008	0.500	0.265	0.655	0.500	0.218	0.125	0.032
F504-009	0.563	0.265	0.752	0.500	0.218	0.125	0.032
F504-010	0.625	0.265	0.784	0.500	0.218	0.125	0.032
F504-011	0.688	0.265	0.815	0.500	0.218	0.125	0.032
F504-012	0.750	0.265	0.846	0.500	0.218	0.125	0.032
F504-013	0.813	0.265	0.877	0.500	0.218	0.125	0.032
F504-014	0.875	0.265	0.909	0.500	0.218	0.125	0.032
F504-015	0.938	0.265	0.940	0.500	0.218	0.125	0.032
F504-016	1.000	0.265	0.971	0.500	0.218	0.125	0.032
F504-017	1.063	0.265	1.002	0.500	0.218	0.125	0.032
F504-018	1.125	0.265	1.063	0.500	0.218	0.125	0.032
F504-019	1.188	0.265	1.094	0.500	0.218	0.125	0.032
F504-020	1.250	0.265	1.125	0.500	0.218	0.125	0.032
F504-021	1.313	0.265	1.156	0.500	0.218	0.125	0.032
F504-022	1.375	0.265	1.188	0.500	0.218	0.125	0.032
F504-023	1.438	0.265	1.219	0.500	0.218	0.125	0.032
F504-024	1.500	0.265	1.250	0.500	0.218	0.125	0.032
F504-025	1.563	0.265	1.281	0.500	0.218	0.125	0.032
F504-026	1.625	0.265	1.313	0.500	0.218	0.125	0.032
F504-027	1.688	0.265	1.344	0.500	0.218	0.125	0.032
F504-028	1.750	0.265	1.375	0.500	0.218	0.125	0.032
F504-029	1.813	0.265	1.406	0.500	0.218	0.125	0.032
F504-030	1.875	0.265	1.438	0.500	0.218	0.125	0.032
F504-031	1.938	0.265	1.469	0.500	0.218	0.125	0.032
F504-032	2.000	0.265	1.500	0.500	0.218	0.125	0.032
F504-033	2.063	0.265	1.531	0.500	0.218	0.125	0.048
F504-034	2.125	0.265	1.563	0.500	0.218	0.125	0.048



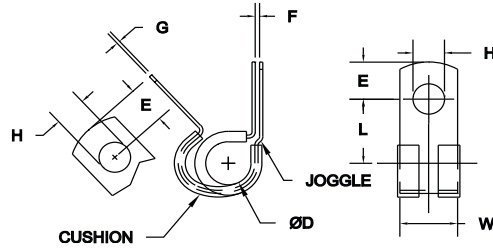
504 SERIES MEDIUM DUTY - CUSHIONED

Clip Specifications

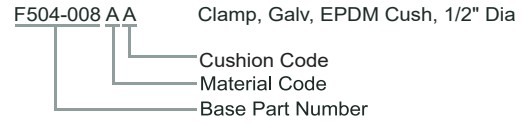
Diameter: 1/4" - 4"
Bolt Size: 1/4"
Position: Furnished Open
Notes: Medium duty clip that can be slipped over a tube or wire and closed with a bolt at assembly, one round hole and one slot for ease of alignment, and a developed shape for proper closing.

Material Code:
 A - ASTM A653 CS Type B G90 Galvanized Steel
 B - ASTM A1008 CS Type B Low Carbon Steel Zinc Plate per ASTM B633 Fe/Zn 8 Type VI Yellow
 C - SAE 301/304 Stainless Steel
 D - SAE 5052-H32 Aluminium
 E - SAE 316 Stainless Steel

Cushion Code:
 A - EPDM Per SAE J200 Color: Black
 B - Neoprene Per AMS 3209 Color: Black
 C - Silicone Per AMS 3303 Color: Red/Orange



Part Number Call Out



Different sizes, materials and/or finishes not shown can be manufactured to your specifications

Base Part Number	D	H	L	W	E	F	G
	Clamping Diameter	Hole Diameter	Center to Center	Width	Hole/Slot Center to End	Gap	Material Thickness
	± .015	± .005	± .031	± .010	± .015	± .032	± .002
F504-036	2.250	0.265	1.625	0.500	0.218	0.125	0.048
F504-035	2.188	0.265	1.594	0.500	0.218	0.125	0.048
F504-036	2.250	0.265	1.625	0.500	0.218	0.125	0.048
F504-037	2.313	0.265	1.656	0.500	0.218	0.125	0.048
F504-038	2.375	0.265	1.688	0.500	0.218	0.125	0.048
F504-039	2.438	0.265	1.719	0.500	0.218	0.125	0.048
F504-040	2.500	0.265	1.750	0.500	0.218	0.125	0.048
F504-041	2.563	0.265	1.781	0.500	0.218	0.125	0.048
F504-042	2.625	0.265	1.813	0.500	0.218	0.125	0.048
F504-043	2.688	0.265	1.844	0.500	0.218	0.125	0.048
F504-044	2.750	0.265	1.875	0.500	0.218	0.125	0.048
F504-045	2.813	0.265	1.906	0.500	0.218	0.125	0.048
F504-046	2.875	0.265	1.938	0.500	0.218	0.125	0.048
F504-047	2.938	0.265	1.969	0.500	0.218	0.125	0.048
F504-048	3.000	0.265	2.000	0.500	0.218	0.125	0.048
F504-049	3.063	0.265	2.031	0.500	0.218	0.125	0.048
F504-050	3.125	0.265	2.063	0.500	0.218	0.125	0.048
F504-051	3.188	0.265	2.094	0.500	0.218	0.125	0.048
F504-052	3.250	0.265	2.125	0.500	0.218	0.125	0.048
F504-053	3.313	0.265	2.156	0.500	0.218	0.125	0.048
F504-054	3.375	0.265	2.188	0.500	0.218	0.125	0.048
F504-055	3.438	0.265	2.219	0.500	0.218	0.125	0.048
F504-056	3.500	0.265	2.250	0.500	0.218	0.125	0.048
F504-057	3.563	0.265	2.281	0.500	0.218	0.125	0.048
F504-058	3.625	0.265	2.313	0.500	0.218	0.125	0.048
F504-059	3.688	0.265	2.344	0.500	0.218	0.125	0.048
F504-060	3.750	0.265	2.375	0.500	0.218	0.125	0.048
F504-061	3.813	0.265	2.406	0.500	0.218	0.125	0.048
F504-062	3.875	0.265	2.438	0.500	0.218	0.125	0.048
F504-063	3.938	0.265	2.469	0.500	0.218	0.125	0.048
F504-064	4.000	0.265	2.500	0.500	0.218	0.125	0.048



COMPARISON GUIDE TO ELASTOMER PROPERTIES

	Natural Rubber	SBR	EPDM	Neoprene	Nitrile	Silicone	Fluorocarbon
Chemical Name	Polyisoprene	Styrene Butadiene	Ethylene Propylene	Chloroprene	Acrylonirile Butadiene	Polysioxane	Fluorinated Hydrocarbon
SAE 200ASTM D-2000 Classification	AA	AA, BA	BA,CA,DA	BC, BE	BF,BG,BK	FC,FE,GE	HK
ASTM Designation (D-1418)	NR	SBR	EPDM,EPR	CR	NBR	Psi,Pvsi,Si	FKM
Physical Properties							
Specific Gravity	0.93	0.94	0.86	1.23	1.00	0.95 to 1.20	1.4 TO 1.95
Durometer Range	30-100	40-100	30-90	40-95	30-90	25-90	55-90
Tensile Strength	E	F-G	VG	VG	VG	F-G	VG
Elongation	VG-E	G	G	G	G	VG-E	F-G
Compression Set	G	G	G	F-G	G	G-E	G-E
Heat Resistance	F	F-G	VG-E	F-G	G	E	E
Resilience or Rebound	E	F-G	G	VG	F-G	G-E	F
Impact Resistance	E	E	G	G	F-G	P-G	E
Abrasion Resistance	E	G-E	G-E	G-E	G-E	P-F	F-G
Tear Resistance	E	F-G	F-G	F-G	F-G	P-F	F
Cut Growth	E	G	G	G	G	P-F	P-F
Flame Resistance	P	P	P	G	P	F-G	VG-E
Impermeability Gas	F	F-G	F-G	F-G	G	F-G	E
Weathering Resistance	P-F	F-G	E	VG	F-G	E	E
Low Temperature Limit	-10° to -50° F	0° to -50°F	-20° to -60°F	-10° to -50°F	-30° to -40°F	-65° to -150°F	+10° to -40°F
High Temperature Limit	158° to 225°F	158° to 225°F	158° to 225°F	225°F	275°F	400° to 550°F	400° to 450°F
Chemical Resistance Properties							
Acid	F-G	F-G	F-G	G	G	F-G	G
Alcohols	G	G	G	VG	F-G	G-E	F-E
Aliphatic Hydrocarbon Solvents	P	P	P	G	E	P-F	E
Alkali	F	F	F-G	E	VG	P	F-G
Animal & Vegetable Oils	F	F	F-G	G	VG	G-E	E
Aromatic Hydrocarbon Solvents	P	P	P	P-F	F-G	P-F	E
Oil & Gasoline	P	P	P	F-G	G-E	P-F	E
Oxygenated Solvents	G	G	G	P-F	P	F-G	P-F
Water	E	G-E	G-E	G	G-E	G-E	G

Key E=Excellent VG=Very Good G=Good F=Fair P=Poor

The above information is to be used as a guide and is not intended as a recommendation. Testing should be performed on a particular elastomer before use. Franklin Fastener cannot guarantee the accuracy or be held responsible for the information's end use. It is recommended that each elastomer be tested for its specific application.



Warranty Disclaimer

The parts described herein are manufactured as set forth in the specifications listed for each part. Although we have taken reasonable efforts to include accurate and up to date information in this catalog, we make no warranty or representations as to its accuracy. We assume no liability or responsibility for any errors or omissions in the content of the catalog.

Every part listed in the catalog is provided to you "AS IS" WITHOUT WARRANTY OF ANY KIND, EITHER EXPRESS OR IMPLIED, INCLUDING, BUT NOT LIMITED TO, THE IMPLIED WARRANTIES OF MERCHANTABILITY, FITNESS FOR A PARTICULAR PURPOSE, OR NON-INFRINGEMENT.

THIS DISCLAIMER OF LIABILITY APPLIES TO ANY DAMAGES OR INJURY CAUSED BY ANY FAILURE OF PERFORMANCE, ERROR, OMISSION, INTERRUPTION, DELETION, DELAY IN OPERATION OR TRANSMISSION, COMMUNICATION LINE FAILURE, THEFT OR DESTRUCTION OR UNAUTHORIZED ACCESS TO, ALTERATION OF, OR USE OF RECORD, WHETHER FOR BREACH OF CONTRACT, TORTIOUS BEHAVIOR, NEGLIGENCE, OR UNDER ANY OTHER CAUSE OF ACTION. YOU ALSO SPECIFICALLY ACKNOWLEDGE AND AGREE THAT WE ARE NOT LIABLE FOR THE DEFAMATORY, OFFENSIVE OR ILLEGAL CONDUCT OF OTHER PERSONS AND THAT THE RISK OF INJURY FROM THE FOREGOING RESTS ENTIRELY WITH YOU.



FRANKLIN FASTENER

12701 Beech Daly Road
Redford, MI 48239-2456
U.S.A.

TEL 313-537-8900

FAX 313-537-0286

www.franklinfastener.com